



GARDINER CITY COUNCIL
AGENDA ITEM INFORMATION SHEET



Meeting Date	06/19/2019	Department	City Council
Agenda Item	4.1 Second Read to Consider Approval and Resolution of FY20 Budget Appropriations and Direct the Levy of City Services to the City Manager		
Est. Cost	n/a		

Background Information

This is the second read to the FY20 Budget Proposal.

Attached is the new FY20 proposed budget that is a 5.52% total increase (5.08% city, 6.21% school, and 4.10% county tax increase). Also attached is Resolution 2019-06-19-001.

The City Council is also being asked to allow the City Manager to enter into any and all contracts necessary to implement these budget pursuant to the City's purchasing policy.

Requested Action	'I move to approve the second and final read of the FY20 TIF Funds, Enterprise Funds, and General Funds Budget and to authorize the City Manager to enter into any and all contracts necessary to implement these budgets pursuant to the City's purchasing policy.'
City Manager and/or Finance Review	The City Manager recommends the above action.
Council Vote/ Action Taken	
Departmental Follow-Up	

City Clerk Use Only	1 st Reading <u>06/05/2019</u>	Advertised <u>05/15/2019</u>	EFFECTIVE DATE <u>07/01/2019</u>
	2 nd Reading <u>06/19/2019</u>	Advertised _____ w/in 15 Days	
	Final to Dept _____	Updated Book _____	Online _____



RESOLUTION 2019-06-19-001


A Resolution Establishing FY20 Appropriations and Directing the Levy of Taxes for City Services.

BE IT RESOLVED BY THE CITY COUNCIL OF THE CITY OF GARDINER, MAINE ESTABLISHES APPROPRIATIONS FOR THE GENERAL FUND.

That **\$6,025,801** be appropriated for the support of departments of the City of Gardiner, for the bonded indebtedness of the City, and for all other municipal assessments levied upon the debts incurred by the City are hereby appropriated for the fiscal year beginning July 1, 2019 and ending June 30, 2020.


First Reading: June 5, 2019
Posted: May 15, 2019
Advertised: May 15, 2019
Second Reading: June 19, 2019
Adopted: June 19, 2019
Effective Date: July 1, 2019

ATTEST: _____
Christine M. Landes, City Manager




FY20 Budget Summary by Department

Department	FY19 Approved	FY20 Proposed	\$ Change	% Change
General Government	\$ 736,218	\$ 801,549	\$ 65,331	8.87%
Technology	\$ 93,220	\$ 90,580	\$ (2,640)	-2.83%
Police	\$ 1,174,104	\$ 1,329,976	\$ 155,872	13.28%
Fire	\$ 1,063,311	\$ 1,078,591	\$ 15,280	1.44%
Buildings & Grounds	\$ 482,689	\$ 461,575	\$ (21,114)	-4.37%
Highway	\$ 1,421,766	\$ 1,483,171	\$ 61,405	4.32%
Library	\$ 410,499	\$ 437,108	\$ 26,609	6.48%
Planning & Development	\$ 308,976	\$ 322,733	\$ 13,757	4.45%
Community & Social Services	\$ 201,253	\$ 186,081	\$ (15,172)	-7.54%
CITY BUDGET TOTAL	\$ 5,892,036	\$ 6,191,364	\$ 299,328	5.08%
OVERLAY	\$ 7,557	\$ 14,143	\$ 6,586	87.15%
MSAD 11/EDUCATION ASSESSMENT	\$ 3,550,050	\$ 3,770,478	\$ 220,428	6.21%
COUNTY ASSESSMENT	\$ 347,746	\$ 362,004	\$ 14,258	4.10%
GRAND TOTAL BUDGET	\$ 9,797,389	\$ 10,337,989	\$ 540,600	5.52%
PROJECTED REVENUE	\$ (9,797,389)	\$ (10,337,989)	\$ (540,600)	5.52%
Deficit	\$ -	\$ -	\$ -	-



City of Gardiner FY20 Budget Summary by Category

Category	FY19 Approved	FY20 Proposed	\$ Change	% Change
Wages	\$ 2,285,265	\$ 2,319,849	\$ 34,584	1.5%
Benefits	\$ 877,123	\$ 1,022,482	\$ 145,359	16.6%
Travel & Training	\$ 47,070	\$ 47,600	\$ 530	1.1%
Dues & Subscriptions	\$ 67,702	\$ 67,993	\$ 291	0.4%
Advertising & Outreach	\$ 21,200	\$ 18,700	\$ (2,500)	-11.8%
Computers & Devices	\$ 72,454	\$ 75,872	\$ 3,418	4.7%
Materials & Supplies	\$ 257,530	\$ 259,330	\$ 1,800	0.7%
Equipment & Maintenance	\$ 118,225	\$ 120,200	\$ 1,975	1.7%
Buildings & Maintenance	\$ 517,845	\$ 462,510	\$ (55,335)	-10.7%
Vehicles & Maintenance	\$ 163,717	\$ 154,987	\$ (8,730)	-5.3%
Professional Services	\$ 426,215	\$ 540,599	\$ 114,384	26.8%
Special Projects	\$ 12,250	\$ 21,000	\$ 8,750	71.4%
Other	\$ 394,928	\$ 378,902	\$ (16,026)	-4.1%
OPERATING BUDGET SUBTOTAL	\$ 5,261,524	\$ 5,490,024	\$ 228,500	4.3%
CAPITAL/DEBT BUDGET SUBTOTAL	\$ 630,512	\$ 701,340	\$ 70,828	11.2%
CITY BUDGET TOTAL	\$ 5,892,036	\$ 6,191,364	\$ 299,328	5.1%
OVERLAY	\$ 7,557	\$ 14,143	\$ 6,586	87.2%
MSAD 11/EDUCATION ASSESSMENT	\$ 3,550,050	\$ 3,770,478	\$ 220,428	6.2%
COUNTY ASSESSMENT	\$ 347,746	\$ 362,004	\$ 14,258	4.1%
GRAND TOTAL BUDGET	\$ 9,797,389	\$ 10,337,989	\$ 540,600	5.52%
PROJECTED REVENUE	\$ (9,797,389)	\$ (10,337,989)	\$ (540,600)	5.52%
Deficit	\$ -	\$ -	\$ -	



City of Gardiner FY20 Revenue Summary by Category

Category	FY19 Approved	FY20 Proposed	\$ Change	% Change
Taxes (net of TIF Transfers)	\$ 8,202,396	\$ 8,495,592	\$ 293,196	3.57%
Licenses & Permits	\$ 21,000	\$ 21,000	\$ -	0.00%
Intergovernmental	\$ 1,041,376	\$ 1,186,961	\$ 145,585	13.98%
Charges for Services	\$ 51,950	\$ 51,700	\$ (250)	-0.48%
Other	\$ 158,110	\$ 212,927	\$ 54,817	34.67%
Transfers	\$ 272,557	\$ 144,809	\$ (127,748)	-46.87%
Use of Fund Balance	\$ 50,000	\$ 225,000	\$ 175,000	350.00%
GRAND TOTAL BUDGET	\$ 9,797,389	\$ 10,337,989	\$ 540,600	5.52%



City of Gardiner FY20 Budget Summary

Category	FY19 Approved	FY20 Proposed	\$ Change	% Change
OPERATING	\$ 5,261,524	\$ 5,490,024	\$ 228,500	4.3%
CAPITAL/DEBT	\$ 630,512	\$ 701,340	\$ 70,828	11.2%
CITY BUDGET TOTAL	\$ 5,892,036	\$ 6,191,364	\$ 299,328	5.1%
OVERLAY	\$ 7,557	\$ 14,143	\$ 6,586	87.2%
MSAD 11/EDUCATION ASSESSMENT	\$ 3,550,050	\$ 3,770,478	\$ 220,428	6.2%
COUNTY ASSESSMENT	\$ 347,746	\$ 362,004	\$ 14,258	4.1%
GRAND TOTAL BUDGET	\$ 9,797,389	\$ 10,337,989	\$ 540,600	5.52%
PROJECTED REVENUE	\$ (9,797,389)	\$ (10,337,989)	\$ (540,600)	5.52%
Deficit	\$ -	\$ -	\$ -	

FY20 Manager Proposed Budget

Expense

	2017 Actual	2018 Actual	2019 Budget	2020 Manager	Man Req vs" Curr Bud Change \$	Man Req vs Curr Bud Change %
Dept/Div: 12-20 General Government / General Government						
Wages						
510-110 Salary	132,346.08	126,267.36	138,810.00	138,220.00	-590.00	-.43%
510-111 Regular	110,617.81	126,331.28	129,073.00	127,080.00	-1,993.00	-1.54%
510-112 Part-time	8,152.25	8,479.63	5,750.00	5,750.00	0.00	.00%
510-130 Overtime	5,034.65	4,382.03	4,120.00	4,244.00	124.00	3.01%
Wages	256,150.79	265,460.30	277,753.00	275,294.00	-2,459.00	-.89%
Benefits						
520-210 Health Insurance	53,421.90	40,457.20	63,060.00	59,752.00	-3,308.00	-5.25%
520-220 Retirement	18,669.22	18,594.72	26,325.00	26,079.00	-246.00	-.93%
520-230 FICA/Medicare	4,909.34	4,196.14	4,869.00	4,833.00	-36.00	-.74%
520-235 Life Insurance	2,262.77	2,042.43	0.00	1,871.00	1,871.00	100.00%
520-240 Unemployment	0.00	0.00	2,500.00	2,500.00	0.00	.00%
520-250 Workers' Comp	49,977.48	61,108.37	63,830.00	126,398.00	62,568.00	98.02%
77% MOD rate increase and wage increases (from .92 to 1.63)						
Benefits	129,240.71	126,398.86	160,584.00	221,433.00	60,849.00	37.89%
Travel & Training						
610-311 Training	4,189.61	0.00	2,500.00	2,500.00	0.00	.00%
610-313 Transportation	1,646.04	1,413.30	2,900.00	2,825.00	-75.00	-2.59%
610-314 Registration/Fees	1,770.00	1,204.00	3,210.00	3,470.00	260.00	8.10%
610-315 Lodging/Meals	2,461.35	349.00	1,750.00	2,000.00	250.00	14.29%
Travel & Training	10,067.00	2,966.30	10,360.00	10,795.00	435.00	4.20%
Dues & Subscriptions						
620-320 Membership Dues	7,784.08	6,536.00	7,906.00	7,989.00	83.00	1.05%
620-321 Subscriptions	1,534.64	1,468.29	1,575.00	1,500.00	-75.00	-4.76%
Dues & Subscriptions	9,318.72	8,004.29	9,481.00	9,489.00	8.00	.08%
Advertising & Outreach						
630-330 Advertising	2,562.94	3,517.18	4,000.00	2,500.00	-1,500.00	-37.50%

FY20 Manager Proposed Budget

Expense

	2017 Actual	2018 Actual	2019 Budget	2020 Manager	Man Req vs" Curr Bud Change \$	Man Req vs Curr Bud Change %
Dept/Div: 12-20 General Government / General Government CONT'D						
Advertising & Outreach	2,562.94	3,517.18	4,000.00	2,500.00	-1,500.00	-37.50%
Computers & Devices						
640-410 Hardware	2,360.82	1,838.91	1,891.00	2,759.00	868.00	45.90%
Add Assessor laptop						
640-411 Software	9,614.98	10,083.36	9,780.00	9,821.00	41.00	.42%
640-412 Supplies	185.80	161.88	250.00	250.00	0.00	.00%
640-413 Cell Phones	859.92	509.55	1,350.00	1,020.00	-330.00	-24.44%
Aircard for new Vision software						
640-414 VOIP/Internet	1,163.04	1,172.88	1,175.00	1,175.00	0.00	.00%
Computers & Devices	14,184.56	13,766.58	14,446.00	15,025.00	579.00	4.01%
Materials & Supplies						
650-431 Office Supplies	4,930.37	6,499.58	7,500.00	7,500.00	0.00	.00%
650-432 Postage	6,331.42	8,443.64	9,000.00	9,750.00	750.00	8.33%
650-459 Break Room Supplies	314.77	169.29	250.00	250.00	0.00	.00%
Materials & Supplies	11,576.56	15,112.51	16,750.00	17,500.00	750.00	4.48%
Equipment & Maintenance						
660-510 Miscellaneous	7,042.22	4,811.88	9,020.00	9,295.00	275.00	3.05%
Equipment & Maintenance	7,042.22	4,811.88	9,020.00	9,295.00	275.00	3.05%
Professional Services						
690-610 Other Contractual	1,400.00	885.00	1,900.00	1,900.00	0.00	.00%
690-612 Legal	33,522.20	51,714.44	40,000.00	30,000.00	-10,000.00	-25.00%
690-613 Printing & Binding	7,494.24	6,283.78	8,000.00	6,000.00	-2,000.00	-25.00%
GIS mapping/Copier overages						
690-616 Audit	22,600.00	24,500.00	22,600.00	23,052.00	452.00	2.00%

FY20 Manager Proposed Budget

Expense

	2017 Actual	2018 Actual	2019 Budget	2020 Manager	Man Req vs" Curr Bud Change \$	Man Req vs Curr Bud Change %
Dept/Div: 12-20 General Government / General Government CONT'D						
690-617 Assessor New Contract	44,907.00	44,850.00	44,850.00	48,875.00	4,025.00	8.97%
690-619 Filing Fees	4,266.17	3,667.34	4,690.00	3,000.00	-1,690.00	-36.03%
690-620 Security & Alarm	276.00	207.00	276.00	276.00	0.00	.00%
Professional Services	114,465.61	132,107.56	122,316.00	113,103.00	-9,213.00	-7.53%
Special Projects						
710-710 Special Projects	0.00	0.00	4,000.00	21,000.00	17,000.00	425.00%
Our Vision software was originally purchased in 2008 in the amount of \$18K, with an annual software maintenance amount of \$6,380. In June of (2017), we were informed that the current version (which is 11 years old) was being upgraded to a new version. The current version is expected to reach it's end of life by 2020 and it is time to upgrade. \$15K for software and \$6K for cloud technology						
Special Projects	0.00	0.00	4,000.00	21,000.00	17,000.00	425.00%
Other						
910-930 Contingency	12,166.12	20,280.50	37,000.00	33,724.00	-3,276.00	-8.85%
910-940 Employee Recognition	1,989.21	1,975.77	2,000.00	2,000.00	0.00	.00%
910-955 Property & Casualty Insur	57,767.11	64,458.11	67,758.00	69,641.00	1,883.00	2.78%
This includes \$5K for deductibles. Added 3%						
910-980 Food	745.09	910.55	750.00	750.00	0.00	.00%
Other	72,667.53	87,624.93	107,508.00	106,115.00	-1,393.00	-1.30%
General Government	627,276.64	659,770.39	736,218.00	801,549.00	65,331.00	8.87%
General Government	627,276.64	659,770.39	736,218.00	801,549.00	65,331.00	8.87%

FY20 Manager Proposed Budget

Expense

Dept/Div:	2017 Actual	2018 Actual	2019 Budget	2020 Manager	Man Req vs" Curr Bud Change \$	Man Req vs Curr Bud Change %
Technology / Technology						
Wages						
510-110 Salary	6,671.09	7,188.48	7,404.00	7,625.00	221.00	2.98%
Wages	6,671.09	7,188.48	7,404.00	7,625.00	221.00	2.98%
Benefits						
520-210 Health Insurance	1,927.68	1,659.60	2,175.00	2,301.00	126.00	5.79%
520-230 FICA/Medicare	73.94	79.08	107.00	111.00	4.00	3.74%
Benefits	2,001.62	1,738.68	2,282.00	2,412.00	130.00	5.70%
Computers & Devices						
640-410 Hardware	9,126.82	0.00	0.00	5,225.00	5,225.00	100.00%
Warranty extension on servers \$3,043/3-year extension of warranty on backup device \$2,182						
640-411 Software	15,481.19	15,124.59	19,283.00	17,380.00	-1,903.00	-9.87%
TRIO-\$9,902/Barracuda-\$2,100/Sophos-\$0 (due in FY21)/Axcident Backup-\$5,378						
640-412 Supplies	327.67	244.27	500.00	500.00	0.00	.00%
Computers & Devices	24,935.68	15,368.86	19,783.00	23,105.00	3,322.00	16.79%
Equipment & Maintenance						
660-510 Miscellaneous	15,315.51	8,192.23	3,000.00	3,000.00	0.00	.00%
Replacement of two security cameras.						
Equipment & Maintenance	15,315.51	8,192.23	3,000.00	3,000.00	0.00	.00%
Professional Services						
690-610 Other Contractual	20,768.70	23,155.03	25,266.00	26,449.00	1,183.00	4.68%
Photocopier maint. \$4,035/Photocopier overages \$1,900/CMC Camera maint. \$7,228/CMC fob maint. \$1,920/CMC phone maint. \$1,830/Postage machine lease \$2,436/Video Streaming \$3,000/CivicPlus (web hosting) \$4,100						
690-638 Technology Services	24,925.96	19,000.00	22,000.00	22,000.00	0.00	.00%
Professional Services	45,694.66	42,155.03	47,266.00	48,449.00	1,183.00	2.50%
Special Projects						
710-710 Special Projects	8,432.75	0.00	7,500.00	0.00	-7,500.00	-100.00%

FY20 Manager Proposed Budget

Expense

	2017 Actual	2018 Actual	2019 Budget	2020 Manager	Man Req vs" Curr Bud Change \$	Man Req vs Curr Bud Change %
Dept/Div: 13-30 Technology / Technology CONT'D						
Special Projects	8,432.75	0.00	7,500.00	0.00	-7,500.00	-100.00%
Debt						
810-812 Leases	5,985.34	5,985.34	5,985.00	5,989.00	4.00	.07%
Debt	5,985.34	5,985.34	5,985.00	5,989.00	4.00	.07%
Technology	109,036.65	80,628.62	93,220.00	90,580.00	-2,640.00	-2.83%
Technology	109,036.65	80,628.62	93,220.00	90,580.00	-2,640.00	-2.83%

FY20 Manager Proposed Budget

Expense

Dept/Div:	2017 Actual	2018 Actual	2019 Budget	2020 Manager	Man Req vs" Curr Bud Change \$	Man Req vs Curr Bud Change %
Dept/Div: 14-40 Public Safety / Police						
Wages						
510-110 Salary	62,905.14	66,028.69	67,850.00	69,885.00	2,035.00	3.00%
510-111 Regular	462,797.02	512,572.01	549,142.00	574,598.00	25,456.00	4.64%
510-120 Holiday Pay	23,986.91	27,943.67	29,400.00	30,429.00	1,029.00	3.50%
510-130 Overtime	13,725.90	14,165.20	71,663.00	74,171.00	2,508.00	3.50%
510-131 OT-Vacation Replacement	19,006.48	16,943.30	0.00	0.00	0.00	.00%
510-132 OT-Sick Replacement	16,594.78	11,067.95	0.00	0.00	0.00	.00%
510-133 OT-Comp Replacement	2,497.44	419.22	0.00	0.00	0.00	.00%
510-138 OT-Other	9,886.68	31,142.51	0.00	0.00	0.00	.00%
510-139 OT-Court	2,407.62	5,348.63	0.00	0.00	0.00	.00%
510-140 Police Outside Detail	-1,050.00	-67.14	0.00	0.00	0.00	.00%
Wages	612,757.97	685,564.04	718,055.00	749,083.00	31,028.00	4.32%
Benefits						
520-210 Health Insurance	141,550.46	138,933.57	146,119.00	177,068.00	30,949.00	21.18%
520-220 Retirement	56,510.28	74,459.98	79,922.00	83,936.00	4,014.00	5.02%
520-230 FICA/Medicare	9,912.51	11,318.78	11,516.00	12,098.00	582.00	5.05%
520-235 Life Insurance	382.40	339.60	346.00	177.00	-169.00	-48.84%
520-270 Clothing	11,448.45	9,364.50	16,850.00	13,500.00	-3,350.00	-19.88%
Benefits	219,804.10	234,416.43	254,753.00	286,779.00	32,026.00	12.57%
Travel & Training						
610-313 Transportation	382.89	867.24	1,000.00	1,000.00	0.00	.00%
610-314 Registration/Fees	4,025.00	10,419.55	9,200.00	9,200.00	0.00	.00%
610-315 Lodging/Meals	703.56	1,432.63	4,000.00	4,000.00	0.00	.00%
Travel & Training	5,111.45	12,719.42	14,200.00	14,200.00	0.00	.00%
Dues & Subscriptions						
620-320 Membership Dues	540.00	510.00	595.00	745.00	150.00	25.21%

FY20 Manager Proposed Budget

Expense

	2017 Actual	2018 Actual	2019 Budget	2020 Manager	Man Req vs" Curr Bud Change \$	Man Req vs Curr Bud Change %
Dept/Div: 14-40 Public Safety / Police CONT'D						
Dues & Subscriptions	540.00	510.00	595.00	745.00	150.00	25.21%
Advertising & Outreach	376.87	349.90	600.00	600.00	0.00	.00%
630-335 Outreach	376.87	349.90	600.00	600.00	0.00	.00%
Computers & Devices						
640-410 Hardware	2,024.53	3,507.79	3,800.00	4,500.00	700.00	18.42%
Laptop & Stand-\$2,500 and Desktops & Monitors-\$2K						
640-411 Software	5,390.00	5,560.00	6,812.00	7,012.00	200.00	2.94%
\$5K IMC, \$1K GPS, \$1,012K KSO						
640-412 Supplies	1,097.36	242.74	1,300.00	1,300.00	0.00	.00%
CDs and DVDs						
640-413 Cell Phones	2,678.26	4,222.76	4,740.00	3,500.00	-1,240.00	-26.16%
Cell Phones & Air Cards (5)						
640-414 VOIP/Internet	2,427.86	2,444.46	2,450.00	2,450.00	0.00	.00%
Computers & Devices	13,618.01	15,977.75	19,102.00	18,762.00	-340.00	-1.78%
Materials & Supplies						
650-430 Miscellaneous	3,875.46	4,108.37	6,200.00	4,700.00	-1,500.00	-24.19%
\$2,500 Ammo, \$300 Title Books, \$400 Evidence Supplies, \$300 Fire Extinguisher Maint., \$200 Parking Enforcement Supplies, \$1K Narcan						
650-431 Office Supplies	912.32	666.59	900.00	900.00	0.00	.00%
650-432 Postage	350.95	452.39	400.00	400.00	0.00	.00%
Materials & Supplies	5,138.73	5,227.35	7,500.00	6,000.00	-1,500.00	-20.00%
Equipment & Maintenance						
660-510 Miscellaneous	5,158.97	5,869.40	9,150.00	4,750.00	-4,400.00	-48.09%
\$1,600 Bodyworn Cameras (2), \$1,400 Bullet Proof Vests, \$300 Flashlights, \$550 Duty Gear, \$900 Weapon Repairs						

FY20 Manager Proposed Budget

Expense

	2017 Actual	2018 Actual	2019 Budget	2020 Manager	Man Req vs" Curr Bud Change \$	Man Req vs Curr Bud Change %
Dept/Div: 14-40 Public Safety / Police CONT'D						
660-511 Radios & Repairs	1,526.01	2,376.48	5,300.00	4,700.00	-600.00	-11.32%
\$2,600 Mobile Radio, \$2,100 Portable Batteries and Mics and repairs						
660-519 LH Tower Maintenance	0.00	0.00	2,000.00	2,000.00	0.00	.00%
660-520 Tasers	0.00	0.00	0.00	4,100.00	4,100.00	100.00%
Annual Maintenance and Upgrade agreement.						
Equipment & Maintenance	6,684.98	8,245.88	16,450.00	15,550.00	-900.00	-5.47%
Vehicles & Maintenance						
680-560 Repairs/Maint.	14,589.47	12,342.97	14,937.00	14,937.00	0.00	.00%
\$7,500 Repairs, \$87 Inspections, \$350 Car Wash supplies, \$7K vehicle set-up/tear-down						
680-561 Fuel	20,514.84	15,947.49	24,000.00	20,000.00	-4,000.00	-16.67%
680-562 Tires	2,559.00	3,059.46	3,000.00	3,000.00	0.00	.00%
680-564 Radars	0.00	0.00	0.00	4,400.00	4,400.00	100.00%
Replacement of 2 Radars @ \$2,200 each						
Vehicles & Maintenance						
690-611 Medical Testing	770.00	2,715.19	1,650.00	1,400.00	-250.00	-15.15%
690-613 Printing & Binding	0.00	0.00	175.00	175.00	0.00	.00%
690-618 Dispatching	49,078.40	51,739.20	51,739.00	147,997.00	96,258.00	186.05%
690-621 Humane Society	9,222.00	9,222.00	9,222.00	9,222.00	0.00	.00%
690-626 Light Repairs	0.00	2,000.00	2,000.00	2,000.00	0.00	.00%
Professional Services						
690-626 Light Repairs	59,070.40	65,676.39	64,786.00	160,794.00	96,008.00	148.19%
Debt						
810-810 Principal	27,270.61	28,532.00	36,126.00	35,126.00	-1,000.00	-2.77%
\$31K Vehicle and \$4,126 Radio Repeater Debt						
Debt	27,270.61	28,532.00	36,126.00	35,126.00	-1,000.00	-2.77%

FY20 Manager Proposed Budget

Expense

	2017 Actual	2018 Actual	2019 Budget	2020 Manager	Man Req vs" Curr Bud Change \$	Man Req vs Curr Bud Change %
Dept/Div: 14-40 Public Safety / Police CONT'D	988,036.43	1,088,569.08	1,174,104.00	1,329,976.00	155,872.00	13.28%
Police						

FY20 Manager Proposed Budget

Expense

	2017 Actual	2018 Actual	2019 Budget	2020 Manager	Man Req vs" Curr Bud Change \$	Man Req vs Curr Bud Change %
Dept/Div: 14-45 Public Safety / Fire						
Wages						
510-110 Salary	26,079.77	28,538.65	28,125.00	28,965.00	840.00	2.99%
510-111 Regular	199,475.77	218,622.17	245,010.00	253,203.00	8,193.00	3.34%
510-117 Call Crew	1,607.00	1,030.00	5,000.00	5,000.00	0.00	.00%
510-130 Overtime	7,026.73	13,261.65	47,983.00	49,423.00	1,440.00	3.00%
510-131 OT-Vacation Replacement	12,635.69	19,787.11	0.00	0.00	0.00	.00%
510-132 OT-Sick Replacement	10,991.87	8,286.69	0.00	0.00	0.00	.00%
510-133 OT-Comp Replacement	3,020.10	5,960.39	0.00	0.00	0.00	.00%
510-134 OT-Kelly Day	1,291.14	458.89	0.00	0.00	0.00	.00%
510-138 OT-Other	26,002.54	27,755.86	0.00	0.00	0.00	.00%
Wages	288,130.61	323,701.41	326,118.00	336,591.00	10,473.00	3.21%
Benefits						
520-210 Health Insurance	68,439.66	70,977.31	84,745.00	89,515.00	4,770.00	5.63%
520-220 Retirement	33,904.65	39,037.97	37,140.00	38,654.00	1,514.00	4.08%
520-230 FICA/Medicare	4,050.07	4,645.59	5,039.00	5,191.00	152.00	3.02%
520-235 Life Insurance	0.00	0.00	160.00	170.00	10.00	6.25%
520-270 Clothing	2,429.45	1,968.56	2,000.00	3,500.00	1,500.00	75.00%
Purchase ten new high visibility coats.						
Benefits	108,823.83	116,629.43	129,084.00	137,030.00	7,946.00	6.16%
Travel & Training						
610-312 Call Crew Training	2,500.00	0.00	0.00	0.00	0.00	.00%
610-313 Transportation	2,719.59	159.00	1,000.00	1,000.00	0.00	.00%
610-314 Registration/Fees	4,537.21	2,306.25	12,750.00	8,750.00	-4,000.00	-31.37%
610-315 Lodging/Meals	1,232.99	25.90	2,500.00	1,500.00	-1,000.00	-40.00%
Travel & Training	10,989.79	2,491.15	16,250.00	11,250.00	-5,000.00	-30.77%
Dues & Subscriptions						
620-320 Membership Dues	762.34	143.95	625.00	625.00	0.00	.00%

FY20 Manager Proposed Budget

Expense

Dept/Div:	2017 Actual	2018 Actual	2019 Budget	2020 Manager	Man Req vs" Curr Bud Change \$	Man Req vs Curr Bud Change %
Dept/Div: 14-45 Public Safety / Fire CONT'D						
Dues & Subscriptions	762.34	143.95	625.00	625.00	0.00	.00%
Advertising & Outreach	1,000.00	758.00	750.00	750.00	0.00	.00%
630-330 Advertising	1,000.00	758.00	750.00	750.00	0.00	.00%
Computers & Devices	795.00	33.00	1,020.00	0.00	-1,020.00	-100.00%
640-411 Software	72.15	0.00	200.00	200.00	0.00	.00%
Took out Imagetrend	459.17	446.91	810.00	810.00	0.00	.00%
640-412 Supplies	1,331.96	1,254.72	1,345.00	1,345.00	0.00	.00%
640-413 Cell Phones	2,658.28	1,734.63	3,375.00	2,355.00	-1,020.00	-30.22%
640-414 VOIP/Internet						
Computers & Devices						
Materials & Supplies	151.49	279.62	180.00	180.00	0.00	.00%
650-430 Miscellaneous	232.13	381.47	300.00	300.00	0.00	.00%
650-431 Office Supplies	138.30	10.50	200.00	200.00	0.00	.00%
650-432 Postage	169.99	148.99	800.00	400.00	-400.00	-50.00%
650-442 Cleaning Supplies	691.91	820.58	1,480.00	1,080.00	-400.00	-27.03%
Equipment & Maintenance						
660-510 Miscellaneous	2,988.21	8,285.92	16,055.00	16,055.00	0.00	.00%
Salvage Cover \$500, SCBA maintenance and testing \$1,500, Hose replacement \$2,875, Small tools \$600, Cascade maintenance \$750, Hose testing \$3,000, Replace 4" on E1 \$6,000						
660-511 Radios & Repairs	1,625.29	3,193.31	1,500.00	3,700.00	2,200.00	146.67%
Matching portable radio grant.						
660-517 Turnout Gear	9,217.01	1,884.25	10,100.00	10,100.00	0.00	.00%
660-518 Call Crew Turnout Gear	10,000.00	0.00	0.00	0.00	0.00	.00%

FY20 Manager Proposed Budget

Expense

Dept/Div:	2017 Actual	2018 Actual	2019 Budget	2020 Manager	Man Req vs" Curr Bud Change \$	Man Req vs Curr Bud Change %
660-519 Public Safety / Fire CONT'D						
660-519 LH Tower Maintenance	0.00	0.00	1,000.00	1,000.00	0.00	.00%
Equipment & Maintenance	23,830.51	13,363.48	28,655.00	30,855.00	2,200.00	7.68%
Buildings & Grounds Maint						
670-534 Electricity	190.59	261.77	175.00	175.00	0.00	.00%
670-537 Repairs/Maint.	870.73	476.50	2,000.00	2,000.00	0.00	.00%
670-542 Fire Hydrants	293,973.00	293,973.00	293,973.00	304,838.00	10,865.00	3.70%
Increase set by PUC						
Buildings & Grounds Maint	295,034.32	294,711.27	296,148.00	307,013.00	10,865.00	3.67%
Vehicles & Maintenance						
680-560 Repairs/Maint.	11,272.02	51,532.71	10,000.00	10,000.00	0.00	.00%
680-561 Fuel	2,830.27	2,389.13	6,380.00	3,250.00	-3,130.00	-49.06%
Based on usage and lower bid.						
680-562 Tires	0.00	0.00	2,400.00	2,400.00	0.00	.00%
Vehicles & Maintenance	14,102.29	53,921.84	18,780.00	15,650.00	-3,130.00	-16.67%
Professional Services						
690-611 Medical Testing	1,058.80	260.40	1,250.00	1,250.00	0.00	.00%
690-618 Dispatching	1,226.96	1,293.48	1,293.00	3,699.00	2,406.00	186.08%
Professional Services	2,285.76	1,553.88	2,543.00	4,949.00	2,406.00	94.61%
Special Projects						
710-710 Special Projects	0.00	-670.95	0.00	0.00	0.00	.00%
Special Projects	0.00	-670.95	0.00	0.00	0.00	.00%
Debt						
810-001 Transfer	36,920.00	0.00	0.00	0.00	0.00	.00%
810-810 Principal	92,148.56	125,990.06	119,855.00	117,428.00	-2,427.00	-2.02%
Debt	129,068.56	125,990.06	119,855.00	117,428.00	-2,427.00	-2.02%

FY20 Manager Proposed Budget

Expense

	2017 Actual	2018 Actual	2019 Budget	2020 Manager	Man Req vs" Curr Bud Change \$	Man Req vs Curr Bud Change %
Dept/Div: 14-45 Public Safety / Fire CONT'D						
Other						
910-960 Ambulance Services	46,065.89	58,614.95	119,648.00	113,015.00	-6,633.00	-5.54%
Other	46,065.89	58,614.95	119,648.00	113,015.00	-6,633.00	-5.54%
Fire	923,444.09	993,763.68	1,063,311.00	1,078,591.00	15,280.00	1.44%
Public Safety	1,911,480.52	2,082,332.76	2,237,415.00	2,408,567.00	171,152.00	7.65%

FY20 Manager Proposed Budget

Expense

Dept/Div:	2017 Actual	2018 Actual	2019 Budget	2020 Manager	Man Req vs"		Man Req vs Curr Bud Change %
					Man Req vs" Curr Bud Change \$	Man Req vs Curr Bud Change %	
Dept/Div: 15-50 Public Works / Buildings & Grounds							
Wages							
510-111 Regular	91,227.39	98,564.76	104,209.00	84,210.00	-19,999.00	-19.19%	
510-114 Temporary/Seasonal	1,919.50	2,981.00	6,500.00	10,000.00	3,500.00	53.85%	
510-130 Overtime	11,429.51	11,559.45	11,814.00	12,169.00	355.00	3.00%	
Wages	104,576.40	113,105.21	122,523.00	106,379.00	-16,144.00	-13.18%	
Benefits							
520-210 Health Insurance	26,852.56	25,339.57	30,469.00	37,886.00	7,417.00	24.34%	
520-220 Retirement	9,952.45	10,461.59	11,602.00	9,638.00	-1,964.00	-16.93%	
520-230 FICA/Medicare	1,629.67	3,024.19	2,180.00	2,163.00	-17.00	-.78%	
520-235 Life Insurance	159.24	110.80	115.00	0.00	-115.00	-100.00%	
520-270 Clothing	1,797.90	2,192.15	2,500.00	2,500.00	0.00	.00%	
Benefits	40,391.82	41,128.30	46,866.00	52,187.00	5,321.00	11.35%	
Travel & Training							
610-313 Transportation	0.00	0.00	100.00	100.00	0.00	.00%	
610-314 Registration/Fees	0.00	40.00	400.00	400.00	0.00	.00%	
Travel & Training	0.00	40.00	500.00	500.00	0.00	.00%	
Advertising & Outreach							
Advertising & Outreach	0.00	497.36	400.00	400.00	0.00	.00%	
Advertising & Outreach	0.00	497.36	400.00	400.00	0.00	.00%	
Computers & Devices							
640-413 Cell Phones	723.90	819.80	980.00	300.00	-680.00	-69.39%	
640-414 VOIP/Internet	1,291.65	1,172.88	1,240.00	1,240.00	0.00	.00%	
Computers & Devices	2,015.55	1,992.68	2,220.00	1,540.00	-680.00	-30.63%	
Materials & Supplies							
650-430 Miscellaneous	185.03	413.26	0.00	0.00	0.00	.00%	
650-431 Office Supplies	167.99	77.65	250.00	250.00	0.00	.00%	

FY20 Manager Proposed Budget

Expense

Dept/Div:	2017 Actual	2018 Actual	2019 Budget	2020 Manager	Man Req vs"		Man Req vs Curr Bud Change %
					Curr Bud	Change \$	
15-50 Public Works / Buildings & Grounds CONT'D							
650-438 Salt	4,798.91	6,040.74	4,000.00	4,500.00	500.00	12.50%	
650-442 Cleaning Supplies	5,017.79	7,367.27	3,000.00	3,000.00	0.00	.00%	
650-446 Community Events	2,317.30	609.08	2,500.00	2,500.00	0.00	.00%	
650-448 Parks	2,956.24	3,949.38	2,000.00	3,000.00	1,000.00	50.00%	
650-450 Mulch	327.00	0.00	1,800.00	1,800.00	0.00	.00%	
650-456 Construction Materials	312.35	2,929.21	2,000.00	2,000.00	0.00	.00%	
650-457 Safety Supplies	2,808.09	923.13	1,200.00	1,200.00	0.00	.00%	
650-458 Flags	1,173.47	1,510.39	1,000.00	1,500.00	500.00	50.00%	
Materials & Supplies	20,064.17	23,820.11	17,750.00	19,750.00	2,000.00	11.27%	
Equipment & Maintenance							
660-510 Miscellaneous	4,707.78	9,191.39	9,000.00	9,000.00	0.00	.00%	
660-513 Mowing Equipment	0.00	1,915.43	6,500.00	6,500.00	0.00	.00%	
660-514 Small Power Tools	865.89	1,525.22	1,600.00	2,000.00	400.00	25.00%	
660-519 LH Tower Maintenance	0.00	0.00	1,000.00	1,000.00	0.00	.00%	
Equipment & Maintenance	5,573.67	12,632.04	18,100.00	18,500.00	400.00	2.21%	
Buildings & Grounds Maint							
670-531 Pellets	13,666.84	15,441.30	13,200.00	0.00	-13,200.00	-100.00%	
670-532 Natural Gas	0.00	0.00	2,000.00	15,200.00	13,200.00	660.00%	
670-533 Propane	0.00	891.72	1,000.00	1,000.00	0.00	.00%	
670-534 Electricity	114,958.32	114,478.76	127,200.00	52,000.00	-75,200.00	-59.12%	
670-535 Water	3,494.80	4,033.31	4,200.00	4,200.00	0.00	.00%	
670-536 Sewer	2,096.00	1,102.00	2,100.00	2,100.00	0.00	.00%	
670-537 Repairs/Maint.	9,875.88	9,724.14	4,500.00	10,000.00	5,500.00	122.22%	
670-538 Roof Repairs	0.00	2,282.62	2,000.00	2,000.00	0.00	.00%	
670-539 Sprinkler Service	9.88	315.00	1,200.00	1,200.00	0.00	.00%	
670-540 Inspections	373.33	397.90	1,200.00	1,200.00	0.00	.00%	

FY20 Manager Proposed Budget

Expense

	2017 Actual	2018 Actual	2019 Budget	2020 Manager	Man Req vs" Curr Bud Change \$	Man Req vs Curr Bud Change %
Dept/Div: 15-50 Public Works / Buildings & Grounds CONT'D						
670-544 Safety Compliance	6,008.35	4,170.11	5,000.00	5,000.00	0.00	.00%
670-545 Downtown Sidewalk Maint	0.00	0.00	1,000.00	1,000.00	0.00	.00%
Buildings & Grounds Maint	150,483.40	152,836.86	164,600.00	94,900.00	-69,700.00	-42.35%
Vehicles & Maintenance						
680-560 Repairs/Maint.	1,696.42	5,189.54	6,000.00	6,000.00	0.00	.00%
680-561 Fuel	6,558.81	6,029.79	6,000.00	5,000.00	-1,000.00	-16.67%
Vehicles & Maintenance	8,255.23	11,219.33	12,000.00	11,000.00	-1,000.00	-8.33%
Professional Services						
690-611 Medical Testing	971.00	1,204.50	1,000.00	1,000.00	0.00	.00%
690-623 Conservation Committee	0.00	1,383.41	2,000.00	2,000.00	0.00	.00%
690-624 Hatch Hill	58,203.00	58,134.00	58,000.00	58,000.00	0.00	.00%
690-625 Waste Removal	5,026.00	5,172.75	5,000.00	5,200.00	200.00	4.00%
690-626 Light Repairs	1,948.29	3,434.11	5,200.00	5,200.00	0.00	.00%
690-627 Rail Trail	4,000.00	4,000.00	4,000.00	4,000.00	0.00	.00%
690-633 Contractor Services	4,520.31	2,378.58	4,200.00	4,200.00	0.00	.00%
690-634 Tree Maintenance	0.00	0.00	0.00	2,500.00	2,500.00	100.00%
690-646 Cleaning Services	0.00	0.00	0.00	12,000.00	12,000.00	100.00%
Professional Services	74,668.60	75,707.35	79,400.00	94,100.00	14,700.00	18.51%
Special Projects						
Special Projects	0.00	0.00	0.00	0.00	0.00	.00%
Debt						
810-810 Principal	40,862.26	18,330.41	18,330.00	62,319.00	43,989.00	239.98%
Debt	40,862.26	18,330.41	18,330.00	62,319.00	43,989.00	239.98%
Buildings & Grounds	446,891.10	451,309.65	482,689.00	461,575.00	-21,114.00	-4.37%

FY20 Manager Proposed Budget

Expense

Dept/Div: 15-55 Public Works / Highway	2017 Actual	2018 Actual	2019 Budget	2020 Manager	Man Req vs"		Man Req vs Curr Bud Change %
					Curr Bud	Change \$	
Wages							
510-110 Salary	60,176.16	62,917.76	64,829.00	66,779.00	1,950.00		3.01%
510-111 Regular	256,580.26	268,699.29	287,381.00	302,563.00	15,182.00		5.28%
510-130 Overtime	55,478.27	67,034.65	60,894.00	62,720.00	1,826.00		3.00%
Wages	372,234.69	398,651.70	413,104.00	432,062.00	18,958.00		4.59%
Benefits							
520-210 Health Insurance	79,980.57	75,010.75	96,444.00	104,609.00	8,165.00		8.47%
520-220 Retirement	35,312.00	38,862.02	41,310.00	42,856.00	1,546.00		3.74%
520-230 FICA/Medicare	5,323.44	5,696.65	5,990.00	6,482.00	492.00		8.21%
520-235 Life Insurance	2,383.44	2,316.95	2,299.00	2,519.00	220.00		9.57%
520-270 Clothing	4,107.11	5,732.89	4,500.00	4,500.00	0.00		.00%
Benefits	127,106.56	127,619.26	150,543.00	160,966.00	10,423.00		6.92%
Travel & Training							
610-313 Transportation	0.00	0.00	100.00	600.00	500.00		500.00%
610-314 Registration/Fees	150.00	339.00	600.00	600.00	0.00		.00%
610-315 Lodging/Meals	0.00	40.00	100.00	600.00	500.00		500.00%
Travel & Training	150.00	379.00	800.00	1,800.00	1,000.00		125.00%
Dues & Subscriptions							
620-320 Membership Dues	190.00	0.00	200.00	225.00	25.00		12.50%
Dues & Subscriptions	190.00	0.00	200.00	225.00	25.00		12.50%
Advertising & Outreach							
630-330 Advertising	0.00	421.26	250.00	250.00	0.00		.00%
Advertising & Outreach	0.00	421.26	250.00	250.00	0.00		.00%
Computers & Devices							
640-410 Hardware	837.34	1,571.61	1,000.00	1,000.00	0.00		.00%

FY20 Manager Proposed Budget

Expense

	2017 Actual	2018 Actual	2019 Budget	2020 Manager	Man Req vs" Curr Bud Change \$	Man Req vs Curr Bud Change %
Dept/Div: 15-55 Public Works / Highway CONT'D						
640-411 Software	716.65	1,987.50	1,638.00	3,925.00	2,287.00	139.62%
Bi-annual GPS maint fee \$2,500, \$1,000 GIS on-line fee, \$425 GIS annual maint. fee						
640-412 Supplies	110.74	106.76	400.00	400.00	0.00	.00%
640-413 Cell Phones	1,224.82	1,172.17	1,470.00	1,470.00	0.00	.00%
640-414 VOIP/Internet	1,805.37	1,722.30	2,390.00	2,390.00	0.00	.00%
Computers & Devices	4,694.92	6,560.34	6,898.00	9,185.00	2,287.00	33.15%
Materials & Supplies						
650-430 Miscellaneous	2,214.54	3,276.71	4,000.00	4,000.00	0.00	.00%
650-431 Office Supplies	391.04	87.94	500.00	500.00	0.00	.00%
650-432 Postage	51.11	0.46	50.00	50.00	0.00	.00%
650-437 Sand	16,933.44	23,314.30	25,000.00	25,000.00	0.00	.00%
650-438 Salt	120,185.26	106,573.55	110,000.00	110,000.00	0.00	.00%
650-439 Liquid Calcium	0.00	0.00	500.00	500.00	0.00	.00%
650-440 Asphalt	5,776.30	7,319.45	3,000.00	3,000.00	0.00	.00%
650-441 Cold Patch	6,015.14	3,337.62	3,000.00	3,000.00	0.00	.00%
650-442 Cleaning Supplies	890.25	925.97	2,000.00	2,000.00	0.00	.00%
650-443 Signs	3,824.85	4,953.84	4,500.00	4,500.00	0.00	.00%
650-451 Culverts/Structure	2,804.11	7,787.06	19,000.00	19,000.00	0.00	.00%
650-452 Shop Tools	1,882.25	3,505.37	1,000.00	1,500.00	500.00	50.00%
650-453 Mechanic Tools	1,881.04	1,936.81	3,000.00	3,000.00	0.00	.00%
650-457 Safety Supplies	1,218.06	473.45	500.00	1,000.00	500.00	100.00%
650-460 Oxy-Acetylene	785.22	1,354.71	1,000.00	750.00	-250.00	-25.00%
Materials & Supplies	164,852.61	164,847.24	177,050.00	177,800.00	750.00	.42%
Equipment & Maintenance						
660-510 Miscellaneous	45,860.41	24,436.84	27,000.00	27,000.00	0.00	.00%
660-514 Small Power Tools	2,372.52	1,262.23	1,500.00	1,500.00	0.00	.00%

FY20 Manager Proposed Budget

Expense

	2017 Actual	2018 Actual	2019 Budget	2020 Manager	Man Req vs" Curr Bud Change \$	Man Req vs Curr Bud Change %
Dept/Div: 15-55 Public Works / Highway CONT'D						
660-515 Chains	0.00	4,999.40	5,000.00	5,000.00	0.00	.00%
660-516 Cutting Edges	0.00	8,500.00	8,500.00	8,500.00	0.00	.00%
660-519 LH Tower Maintenance	0.00	0.00	1,000.00	1,000.00	0.00	.00%
Equipment & Maintenance	48,232.93	39,198.47	43,000.00	43,000.00	0.00	.00%
Buildings & Grounds Maint						
670-531 Pellets	6,305.64	8,920.94	10,000.00	0.00	-10,000.00	-100.00%
670-532 Natural Gas	0.00	0.00	2,000.00	0.00	-2,000.00	-100.00%
670-533 Propane	0.00	0.00	0.00	15,000.00	15,000.00	100.00%
670-534 Electricity	4,467.88	4,992.38	4,800.00	4,800.00	0.00	.00%
670-535 Water	792.16	1,229.16	1,000.00	1,000.00	0.00	.00%
670-536 Sewer	958.00	441.00	800.00	800.00	0.00	.00%
670-537 Repairs/Maint.	8,246.68	3,587.59	4,500.00	4,500.00	0.00	.00%
670-538 Roof Repairs	6,500.25	2,978.56	3,600.00	3,600.00	0.00	.00%
670-540 Inspections	247.20	0.00	900.00	900.00	0.00	.00%
Buildings & Grounds Maint	27,517.81	22,149.63	27,600.00	30,600.00	3,000.00	10.87%
Vehicles & Maintenance						
680-560 Repairs/Maint.	30,860.56	48,100.98	36,000.00	36,000.00	0.00	.00%
680-561 Fuel	36,100.64	31,069.13	45,000.00	40,000.00	-5,000.00	-11.11%
680-562 Tires	5,852.49	6,237.15	5,000.00	5,000.00	0.00	.00%
680-563 Lube/Oil	3,264.28	5,023.09	5,000.00	5,000.00	0.00	.00%
Vehicles & Maintenance	76,077.97	90,430.35	91,000.00	86,000.00	-5,000.00	-5.49%
Professional Services						
690-611 Medical Testing	828.00	1,269.93	2,000.00	1,500.00	-500.00	-25.00%
690-613 Printing & Binding	0.00	0.00	100.00	100.00	0.00	.00%
690-630 Paving	0.00	0.00	7,500.00	7,500.00	0.00	.00%

FY20 Manager Proposed Budget

Expense

	2017 Actual	2018 Actual	2019 Budget	2020 Manager	Man Req vs" Curr Bud Change \$	Man Req vs Curr Bud Change %
Dept/Div: 15-55 Public Works / Highway CONT'D						
690-631 Road Striping/Paint	11,677.12	11,612.22	15,500.00	15,500.00	0.00	.00%
690-632 Roadside Mowing	2,500.00	2,600.00	3,000.00	3,200.00	200.00	6.67%
690-633 Contractor Services	11,211.00	8,060.14	16,400.00	16,400.00	0.00	.00%
690-634 Tree Maintenance	7,550.00	7,722.50	10,000.00	10,000.00	0.00	.00%
690-635 Fall Clean-up	2,863.97	2,955.21	4,000.00	4,000.00	0.00	.00%
690-641 Engineering	2,000.00	94.60	5,000.00	5,000.00	0.00	.00%
690-642 Stormwater Control	7,228.31	19,506.60	20,000.00	20,000.00	0.00	.00%
Professional Services	45,858.40	53,821.20	83,500.00	83,200.00	-300.00	-.36%
Debt						
810-001 Transfer	244,809.38	0.00	0.00	0.00	0.00	.00%
810-810 Principal	163,541.43	425,869.87	422,321.00	452,583.00	30,262.00	7.17%
Debt	408,350.81	425,869.87	422,321.00	452,583.00	30,262.00	7.17%
Other						
910-945 Fuel Depot	5,453.87	5,438.96	5,500.00	5,500.00	0.00	.00%
Other	5,453.87	5,438.96	5,500.00	5,500.00	0.00	.00%
Highway	1,280,720.57	1,335,387.28	1,421,766.00	1,483,171.00	61,405.00	4.32%
Public Works	1,727,611.67	1,786,696.93	1,904,455.00	1,944,746.00	40,291.00	2.12%

FY20 Manager Proposed Budget

Expense

Dept/Div: 16-60 Library / Library	2017 Actual	2018 Actual	2019 Budget	2020 Manager	Man Req vs"		Man Req vs Curr Bud Change %
					Curr Bud	Change \$	
Wages							
510-110 Salary	48,922.66	52,715.52	54,297.00	55,918.00	1,621.00	2.99%	
510-111 Regular	143,680.19	155,716.41	161,795.00	160,668.00	-1,127.00	-.70%	
510-112 Part-time	28,461.10	30,826.99	39,142.00	39,890.00	748.00	1.91%	
Wages	221,063.95	239,258.92	255,234.00	256,476.00	1,242.00	.49%	
Benefits							
520-210 Health Insurance	55,217.59	50,688.28	55,426.00	56,038.00	612.00	1.10%	
520-220 Retirement	13,751.31	15,509.09	16,180.00	28,067.00	11,887.00	73.47%	
Additional \$12K for employee retirement							
520-230 FICA/Medicare	4,230.84	4,831.46	6,128.00	6,192.00	64.00	1.04%	
520-235 Life Insurance	111.84	118.00	122.00	126.00	4.00	3.28%	
Benefits	73,311.58	71,146.83	77,856.00	90,423.00	12,567.00	16.14%	
Travel & Training							
610-311 Training	816.69	0.00	0.00	2,500.00	2,500.00	100.00%	
Library Assoc. can no longer absorb training costs.							
610-313 Transportation	529.29	307.65	250.00	250.00	0.00	.00%	
610-314 Registration/Fees	449.00	699.56	750.00	1,000.00	250.00	33.33%	
Travel & Training	1,794.98	1,007.21	1,000.00	3,750.00	2,750.00	275.00%	
Dues & Subscriptions							
620-320 Membership Dues	0.00	275.00	175.00	175.00	0.00	.00%	
Dues & Subscriptions	0.00	275.00	175.00	175.00	0.00	.00%	
Computers & Devices							
640-410 Hardware	1,328.31	1,459.62	1,500.00	1,500.00	0.00	.00%	
640-411 Software	0.00	0.00	280.00	280.00	0.00	.00%	
640-413 Cell Phones	269.09	927.80	750.00	500.00	-250.00	-33.33%	
640-414 VOIP/Internet	1,154.30	1,104.37	1,200.00	1,200.00	0.00	.00%	

FY20 Manager Proposed Budget

Expense

Dept/Div:	2017 Actual	2018 Actual	2019 Budget	2020 Manager	Man Req vs" Curr Bud Change \$	Man Req vs Curr Bud Change %
Dept/Div: 16-60 Library / Library CONT'D						
Computers & Devices	2,751.70	3,491.79	3,730.00	3,480.00	-250.00	-6.70%
Materials & Supplies						
650-431 Office Supplies	4,378.21	4,561.64	4,500.00	4,500.00	0.00	.00%
650-432 Postage	1,392.71	1,146.89	1,000.00	1,200.00	200.00	20.00%
650-433 Books/CDs/Magazines	18,789.08	17,769.15	18,000.00	20,000.00	2,000.00	11.11%
650-434 Programming	1,289.91	957.54	1,000.00	1,000.00	0.00	.00%
650-435 Inter-Library Loan Charges	2,160.00	2,203.20	2,250.00	2,250.00	0.00	.00%
650-436 DVD's	2,152.23	3,412.32	2,000.00	0.00	-2,000.00	-100.00%
650-442 Cleaning Supplies	1,416.76	1,250.00	1,500.00	1,500.00	0.00	.00%
650-461 Archival Storage	1,517.36	2,566.37	2,500.00	2,500.00	0.00	.00%
650-462 Download Library	0.00	2,500.00	2,500.00	2,500.00	0.00	.00%
Materials & Supplies	33,096.26	36,367.11	35,250.00	35,450.00	200.00	.57%
Buildings & Grounds Maint						
670-532 Natural Gas	9,183.28	11,840.54	9,500.00	12,000.00	2,500.00	26.32%
670-534 Electricity	10,458.27	8,919.68	12,000.00	10,000.00	-2,000.00	-16.67%
670-535 Water	412.86	403.92	500.00	500.00	0.00	.00%
670-536 Sewer	378.00	348.00	400.00	400.00	0.00	.00%
670-537 Repairs/Maint. Sprinkler inspection	2,856.44	4,958.06	3,000.00	3,000.00	0.00	.00%
670-540 Inspections	280.50	39.50	450.00	450.00	0.00	.00%
Buildings & Grounds Maint	23,569.35	26,509.70	25,850.00	26,350.00	500.00	1.93%
Professional Services						
690-610 Other Contractual	10,638.57	7,990.50	9,800.00	9,800.00	0.00	.00%
690-613 Printing & Binding	1,249.80	1,366.42	1,300.00	1,400.00	100.00	7.69%
690-620 Security & Alarm	276.00	417.00	304.00	304.00	0.00	.00%

FY20 Manager Proposed Budget

Expense

	2017 Actual	2018 Actual	2019 Budget	2020 Manager	Man Req vs" Curr Bud Change \$	Man Req vs Curr Bud Change %
Dept/Div: 16-60 Library / Library CONTD						
690-646 Cleaning Services	0.00	0.00	0.00	9,500.00	9,500.00	100.00%
\$2,600/Carpet cleaning and \$6,900/Building cleaning service						
Professional Services	12,164.37	9,773.92	11,404.00	21,004.00	9,600.00	84.18%
Library	367,752.19	387,830.48	410,499.00	437,108.00	26,609.00	6.48%
Library	367,752.19	387,830.48	410,499.00	437,108.00	26,609.00	6.48%

FY20 Manager Proposed Budget

Expense

Dept/Div:	2017 Actual	2018 Actual	2019 Budget	2020 Manager	Man Req vs" Curr Bud Change \$	Man Req vs Curr Bud Change %
Planning & Development / Planning & Development						
Wages						
510-110 Salary	6,788.27	500.00	43,562.00	59,060.00	15,498.00	35.58%
510-111 Regular	84,548.39	100,756.64	101,297.00	80,775.00	-20,522.00	-20.26%
510-112 Part-time	2,085.00	820.00	3,120.00	3,120.00	0.00	.00%
510-130 Overtime	389.26	313.50	785.00	809.00	24.00	3.06%
Wages						
510-130 Overtime	93,810.92	102,390.14	148,764.00	143,764.00	-5,000.00	-3.36%
Benefits						
520-210 Health Insurance	20,654.12	19,111.72	32,506.00	51,251.00	18,745.00	57.67%
520-220 Retirement	8,024.75	9,040.21	13,394.00	14,064.00	670.00	5.00%
520-230 FICA/Medicare	1,268.61	1,748.90	2,914.00	2,116.00	-798.00	-27.39%
520-235 Life Insurance	115.00	115.80	130.00	0.00	-130.00	-100.00%
Benefits						
520-235 Life Insurance	30,062.48	30,016.63	48,944.00	67,431.00	18,487.00	37.77%
Travel & Training						
610-313 Transportation	1,134.76	1,038.84	1,000.00	2,025.00	1,025.00	102.50%
610-314 Registration/Fees	640.00	468.00	1,000.00	1,662.00	662.00	66.20%
610-315 Lodging/Meals	109.00	443.88	1,500.00	1,313.00	-187.00	-12.47%
Travel & Training						
610-315 Lodging/Meals	1,883.76	1,950.72	3,500.00	5,000.00	1,500.00	42.86%
Dues & Subscriptions						
620-320 Membership Dues	38,946.16	39,762.89	41,326.00	41,326.00	0.00	.00%
This account includes FirstPark \$32K and KVCOG \$7,500						
Dues & Subscriptions						
620-320 Membership Dues	38,946.16	39,762.89	41,326.00	41,326.00	0.00	.00%
Advertising & Outreach						
630-330 Advertising	1,399.20	2,894.24	4,200.00	3,200.00	-1,000.00	-23.81%
630-331 Gardiner Marketing	5,710.00	1,255.00	6,500.00	6,500.00	0.00	.00%
630-332 Libby Hill Marketing	2,982.00	175.00	4,500.00	4,500.00	0.00	.00%
Advertising & Outreach						
630-332 Libby Hill Marketing	10,091.20	4,324.24	15,200.00	14,200.00	-1,000.00	-6.58%

FY20 Manager Proposed Budget

Expense

Dept/Div: 17-70 Planning & Development / Planning & Development CONT'D	2017	2018	2019	2020	Man Req vs"	Man Req vs
	Actual	Actual	Budget	Manager	Curr Bud Change \$	Curr Bud Change %
Computers & Devices						
640-410 Hardware	564.48	0.00	1,100.00	1,100.00	0.00	.00%
640-413 Cell Phones	300.00	360.00	1,200.00	720.00	-480.00	-40.00%
Computers & Devices	864.48	360.00	2,300.00	1,820.00	-480.00	-20.87%
Materials & Supplies						
650-431 Office Supplies	650.49	527.81	650.00	650.00	0.00	.00%
650-432 Postage	507.60	347.44	1,000.00	1,000.00	0.00	.00%
Materials & Supplies	1,158.09	875.25	1,650.00	1,650.00	0.00	.00%
Buildings & Grounds Maint						
670-543 Use of Arcade Alley	3,393.99	3,472.92	3,647.00	3,647.00	0.00	.00%
Buildings & Grounds Maint	3,393.99	3,472.92	3,647.00	3,647.00	0.00	.00%
Professional Services						
690-613 Printing & Binding	8.00	152.00	1,000.00	1,000.00	0.00	.00%
690-614 Planner	10,170.00	15,215.00	14,000.00	14,000.00	0.00	.00%
690-640 Econ Dev Coordinator	31,500.00	34,614.68	0.00	0.00	0.00	.00%
Professional Services	41,678.00	49,981.68	15,000.00	15,000.00	0.00	.00%
Special Projects						
710-710 Special Projects	122.73	0.00	750.00	0.00	-750.00	-100.00%
Bridge Betterment Project						
Special Projects	122.73	0.00	750.00	0.00	-750.00	-100.00%
Debt						
810-001 Transfer	27,895.00	27,895.00	0.00	0.00	0.00	.00%
810-810 Principal	0.00	0.00	27,895.00	27,895.00	0.00	.00%
Debt	27,895.00	27,895.00	27,895.00	27,895.00	0.00	.00%
Other						

FY20 Manager Proposed Budget

Expense

	2017 Actual	2018 Actual	2019 Budget	2020 Manager	Man Req vs" Curr Bud Change \$	Man Req vs Curr Bud Change %
Dept/Div: 17-70 Planning & Development / Planning & Development						
CONT'D						
910-980 Food						
	284.01	0.00	0.00	1,000.00	1,000.00	100.00%
Other	284.01	0.00	0.00	1,000.00	1,000.00	100.00%
Planning & Development	250,190.82	261,029.47	308,976.00	322,733.00	13,757.00	4.45%
Planning & Development	250,190.82	261,029.47	308,976.00	322,733.00	13,757.00	4.45%

FY20 Manager Proposed Budget

Expense

Dept/Div:	2017		2018		2019		2020		Man Req vs"		Man Req vs		
	Actual	Actual	Actual	Budget	Budget	2019	2020	Manager	Change \$	Curr Bud	Change %	Curr Bud	Change %
18-80 Intergovernmental / County													
Other													
910-910 County	322,495.47	337,339.82	337,339.82	347,746.00	347,746.00	347,746.00	362,004.00	362,004.00	14,258.00	14,258.00	4.10%	14,258.00	4.10%
Other	322,495.47	337,339.82	337,339.82	347,746.00	347,746.00	347,746.00	362,004.00	362,004.00	14,258.00	14,258.00	4.10%	14,258.00	4.10%
County	322,495.47	337,339.82	337,339.82	347,746.00	347,746.00	347,746.00	362,004.00	362,004.00	14,258.00	14,258.00	4.10%	14,258.00	4.10%

FY20 Manager Proposed Budget

Expense

	2017 Actual	2018 Actual	2019 Budget	2020 Manager	Man Req vs" Curr Bud Change \$	Man Req vs Curr Bud Change %
Dept/Div: 18-85 Intergovernmental / Education						
Other	3,667,691.31	3,773,650.50	3,550,050.00	3,770,478.00	220,428.00	6.21%
910-920 Education	3,667,691.31	3,773,650.50	3,550,050.00	3,770,478.00	220,428.00	6.21%
Other	3,667,691.31	3,773,650.50	3,550,050.00	3,770,478.00	220,428.00	6.21%
Education	3,990,186.78	4,110,990.32	3,897,796.00	4,132,482.00	234,686.00	6.02%
Intergovernmental						

FY20 Manager Proposed Budget

Expense

Dept/Div:	2017 Actual	2018 Actual	2019 Budget	2020 Manager	Man Req vs" Curr Bud Change \$	Man Req vs Curr Bud Change %
Other / Community & Soc. Serv.						
Wages						
510-111 Regular	13,824.24	14,526.81	15,537.00	11,779.00	-3,758.00	-24.19%
510-130 Overtime	569.58	815.93	773.00	796.00	23.00	2.98%
Wages	14,393.82	15,342.74	16,310.00	12,575.00	-3,735.00	-22.90%
Benefits						
520-210 Health Insurance	3,978.48	3,425.28	4,343.00	2,381.00	-1,962.00	-45.18%
520-220 Retirement	2,416.52	1,422.02	1,631.00	1,258.00	-373.00	-22.87%
520-230 FICA/Medicare	202.95	218.39	237.00	182.00	-55.00	-23.21%
Benefits	6,597.95	5,065.69	6,211.00	3,821.00	-2,390.00	-38.48%
Travel & Training						
610-314 Registration/Fees	65.00	105.00	135.00	305.00	170.00	125.93%
610-315 Lodging/Meals	0.00	94.25	325.00	0.00	-325.00	-100.00%
Travel & Training	65.00	199.25	460.00	305.00	-155.00	-33.70%
Dues & Subscriptions						
620-320 Membership Dues	14,735.00	14,943.00	15,300.00	15,408.00	108.00	.71%
This account includes New Mills Dam \$3,780, KVCAP \$4,000 and Cobboossee Watershed \$7,568						
Dues & Subscriptions	14,735.00	14,943.00	15,300.00	15,408.00	108.00	.71%
Computers & Devices						
640-413 Cell Phones	600.00	600.00	600.00	600.00	0.00	.00%
Computers & Devices	600.00	600.00	600.00	600.00	0.00	.00%
Materials & Supplies						
650-431 Office Supplies	0.00	0.00	50.00	50.00	0.00	.00%
650-432 Postage	0.00	0.00	50.00	50.00	0.00	.00%
Materials & Supplies	0.00	0.00	100.00	100.00	0.00	.00%
Other						
910-965 Donations	117,078.24	117,230.50	117,272.00	122,272.00	5,000.00	4.26%

FY20 Manager Proposed Budget

Expense

	2017 Actual	2018 Actual	2019 Budget	2020 Manager	Man Req vs" Curr Bud Change \$	Man Req vs Curr Bud Change %
Dept/Div: 19-90 Other / Community & Soc. Serv. CONTD						
910-975 General Assistance	15,766.84	17,419.35	20,000.00	16,000.00	-4,000.00	-20.00%
Other	132,845.08	134,649.85	137,272.00	138,272.00	1,000.00	.73%
Community & Soc. Serv.	169,236.85	170,800.53	176,253.00	171,081.00	-5,172.00	-2.93%

FY20 Manager Proposed Budget

Expense

	2017 Actual	2018 Actual	2019 Budget	2020 Manager	Man Req vs" Curr Bud Change \$	Man Req vs Curr Bud Change %
Dept/Div: 19-95 Other / Other						
Special Projects						
710-715 Discount Program	0.00	21,393.00	25,000.00	15,000.00	-10,000.00	-40.00%
\$11,797 was distributed in FY19						
Special Projects	0.00	21,393.00	25,000.00	15,000.00	-10,000.00	-40.00%
Other	0.00	0.00	7,557.00	14,143.00	6,586.00	87.15%
910-935 Overlay	0.00	0.00	7,557.00	14,143.00	6,586.00	87.15%
Other	0.00	21,393.00	32,557.00	29,143.00	-3,414.00	-10.49%
Other	169,236.85	192,193.53	208,810.00	200,224.00	-8,586.00	-4.11%
Expense Totals:	9,152,772.12	9,561,472.50	9,797,389.00	10,337,989.00	540,600.00	5.52%

FY20 Manager Proposed Budget

Revenue

	2017 Actual	2018 Actual	2019 Budget	2020 Manager	Man Req vs" Curr Bud Change \$	Man Req vs Curr Bud Change %
Dept/Div: 11-11 Revenues / Taxes						
4000 Taxes (net of transfers)	7,172,415.14	7,199,410.25	7,056,396.00	7,349,592.00	293,196.00	4.16%
4020 Excise	1,114,630.06	1,108,250.07	1,100,000.00	1,100,000.00	0.00	.00%
4030 Penalties & Interest	46,505.63	53,193.41	46,000.00	46,000.00	0.00	.00%
Taxes	8,333,550.83	8,360,853.73	8,202,396.00	8,495,592.00	293,196.00	3.57%

FY20 Manager Proposed Budget

Revenue

	2017 Actual	2018 Actual	2019 Budget	2020 Manager	Man Req vs" Curr Bud Change \$	Man Req vs Curr Bud Change %
Dept/Div: 11-12 Revenues / Licenses & Permits						
4100 Licenses & Permits	21,363.46	14,921.55	21,000.00	21,000.00	0.00	.00%
Licenses & Permits	21,363.46	14,921.55	21,000.00	21,000.00	0.00	.00%

FY20 Manager Proposed Budget

Revenue

	2017 Actual	2018 Actual	2019 Budget	2020 Manager	Man Req vs" Curr Bud Change \$	Man Req vs Curr Bud Change %
Dept/Div: 11-13 Revenues / Intergovernmental						
4221 State Revenue Sharing	390,966.78	411,063.62	414,727.00	532,023.00	117,296.00	28.28%
4222 URIP	70,952.00	72,172.00	72,172.00	72,000.00	-172.00	-.24%
4223 General Assistance	9,855.09	15,274.31	14,000.00	11,200.00	-2,800.00	-20.00%
4224 Homestead Exemption	188,984.00	257,276.00	314,305.00	326,054.00	11,749.00	3.74%
4225 BETE Reimbursement	97,015.00	92,432.00	84,694.00	87,860.00	3,166.00	3.74%
4226 Veteran's Exemption	7,299.00	6,450.00	6,450.00	6,730.00	280.00	4.34%
4227 Tree	3,514.35	3,266.99	3,267.00	3,297.00	30.00	.92%
4228 Snowmobile	1,006.24	1,158.50	1,159.00	1,145.00	-14.00	-1.21%
4230 Library Aid	97,351.00	93,780.00	95,187.00	111,237.00	16,050.00	16.86%
4231 Ambulance Rental Reimburs	15,500.00	10,000.00	10,000.00	10,000.00	0.00	.00%
4232 Technology Reimbursement	25,372.00	19,900.00	19,900.00	19,900.00	0.00	.00%
4234 Events Detail Reimburseme	800.00	0.00	1,000.00	1,000.00	0.00	.00%
4235 Audit Reimbursement	4,515.00	4,515.00	4,515.00	4,515.00	0.00	.00%
Intergovernmental	913,130.46	987,288.42	1,041,376.00	1,186,961.00	145,585.00	13.98%

FY20 Manager Proposed Budget

Revenue

Dept/Div: 11-14 Revenues / Charges for Services	2017	2018	2019	2020	Man Req vs"	Man Req vs
	Actual	Actual	Budget	Manager	Curr Bud Change \$	Curr Bud Change %
4300 General Charges for Servi	30,787.61	32,264.72	35,000.00	35,000.00	0.00	.00%
4310 Police Fines	5,711.00	5,892.00	0.00	0.00	0.00	.00%
4311 Police Fees	3,158.00	3,697.50	0.00	0.00	0.00	.00%
4320 Fire Fines & Fees	116.00	124.00	0.00	0.00	0.00	.00%
4330 City Clean-up Fees	4,241.00	4,465.00	4,300.00	4,500.00	200.00	4.65%
4340 Library Fines & Fees	6,672.26	6,050.12	6,500.00	6,500.00	0.00	.00%
4341 Library Copier Proceeds	2,704.63	2,539.90	2,650.00	2,500.00	-150.00	-5.66%
4342 Library Subscriptions	1,525.00	2,204.93	2,000.00	2,000.00	0.00	.00%
4343 Library Book Sale Proceed	785.80	1,274.18	1,500.00	1,200.00	-300.00	-20.00%
4344 Library DVD proceeds	1,612.54	1,143.09	0.00	0.00	0.00	.00%
Charges for Services	57,313.84	59,655.44	51,950.00	51,700.00	-250.00	-.48%

FY20 Manager Proposed Budget

Revenue

	2017 Actual	2018 Actual	2019 Budget	2020 Manager	Man Req vs" Curr Bud Change \$	Man Req vs Curr Bud Change %
Dept/Div: 11-16 Revenues / Other Financing Sources						
4600 Interfund Transfer-WW	99,160.00	106,797.00	118,557.00	116,809.00	-1,748.00	-1.47%
4604 Interfund Transfer-SR	3,000.00	3,000.00	154,000.00	28,000.00	-126,000.00	-81.82%
\$25K from Revolving Loan Fund and \$3K from Gazebo Funds						
4680 Use of Fund Balance	0.00	0.00	50,000.00	225,000.00	175,000.00	350.00%
Other Financing Sources	102,160.00	109,797.00	322,557.00	369,809.00	47,252.00	14.65%
Revenues	9,567,682.17	9,709,907.64	9,797,389.00	10,337,989.00	540,600.00	5.52%
Revenue Totals:	9,567,682.17	9,709,907.64	9,797,389.00	10,337,989.00	540,600.00	5.52%

FY20 Manager Proposed Budget

Expense

Dept/Div:	2017 Actual	2018 Actual	2019 Budget	2020 Manager	Man Req vs" Curr Bud Change \$	Man Req vs Curr Bud Change %
Dept/Div: 60-60 Ambulance Service / Ambulance Service						
Wages						
510-110 Salary	52,803.10	56,302.40	59,539.00	59,632.00	93.00	.16%
510-111 Regular	430,732.27	488,684.75	522,122.00	542,856.00	20,734.00	3.97%
510-130 Overtime	10,597.78	17,633.95	107,120.00	110,334.00	3,214.00	3.00%
510-131 OT-Vacation Replacement	23,722.57	36,747.50	0.00	0.00	0.00	.00%
510-132 OT-Sick Replacement	19,530.11	15,389.63	0.00	0.00	0.00	.00%
510-133 OT-Comp Replacement	5,608.43	11,069.26	0.00	0.00	0.00	.00%
510-134 OT-Kelly Day	2,397.78	852.23	0.00	0.00	0.00	.00%
510-138 OT-Other	47,517.37	50,450.38	0.00	0.00	0.00	.00%
510-141 OT-Code 22	8,270.64	8,504.60	0.00	0.00	0.00	.00%
Wages	601,180.05	685,634.70	688,781.00	712,822.00	24,041.00	3.49%
Benefits						
520-210 Health Insurance	125,541.24	128,959.99	172,650.00	169,598.00	-3,052.00	-1.77%
520-220 Retirement	58,828.98	73,783.58	81,377.00	84,933.00	3,556.00	4.37%
520-230 FICA/Medicare	8,204.27	9,234.17	10,249.00	10,336.00	87.00	.85%
520-250 Workers' Comp	37,157.75	38,034.97	42,871.00	71,182.00	28,311.00	66.04%
520-270 Clothing	4,190.52	2,951.34	6,270.00	7,770.00	1,500.00	23.92%
Added \$250 for new employee and \$1,500 for high visibility coats.						
Benefits	233,922.76	252,964.05	313,417.00	343,819.00	30,402.00	9.70%
Travel & Training						
610-313 Transportation	227.20	0.00	50.00	50.00	0.00	.00%
610-314 Registration/Fees	4,748.10	1,211.75	4,000.00	6,000.00	2,000.00	50.00%
EMS licensing classes, seminars, etc - Cody Paramedic program.						
610-315 Lodging/Meals	508.61	40.00	500.00	500.00	0.00	.00%
Travel & Training	5,483.91	1,251.75	4,550.00	6,550.00	2,000.00	43.96%
Dues & Subscriptions						
620-320 Membership Dues	2,352.65	1,428.05	2,105.00	2,250.00	145.00	6.89%

FY20 Manager Proposed Budget

Expense

	2017 Actual	2018 Actual	2019 Budget	2020 Manager	Man Req vs" Curr Bud Change \$	Man Req vs Curr Bud Change %
Dept/Div: 60-60 Ambulance Service / Ambulance Service CONT'D						
Dues & Subscriptions	2,352.65	1,428.05	2,105.00	2,250.00	145.00	6.89%
Advertising & Outreach						
630-330 Advertising	0.00	93.00	100.00	100.00	0.00	.00%
Advertising & Outreach	0.00	93.00	100.00	100.00	0.00	.00%
Computers & Devices						
640-410 Hardware	3,365.19	2,324.15	2,500.00	2,500.00	0.00	.00%
640-411 Software	175.00	175.00	175.00	175.00	0.00	.00%
640-412 Supplies	72.15	0.00	150.00	150.00	0.00	.00%
640-413 Cell Phones	865.69	829.83	820.00	820.00	0.00	.00%
640-414 VOIP/Internet	2,364.83	2,336.37	2,285.00	2,285.00	0.00	.00%
640-415 Tech Reimbursement	12,686.00	9,950.00	9,950.00	9,950.00	0.00	.00%
Computers & Devices	19,528.86	15,615.35	15,880.00	15,880.00	0.00	.00%
Materials & Supplies						
550-431 Office Supplies	550.18	459.17	350.00	350.00	0.00	.00%
550-432 Postage	217.01	185.11	400.00	400.00	0.00	.00%
550-442 Cleaning Supplies	313.29	257.49	750.00	500.00	-250.00	-33.33%
550-445 Medical Supplies	35,630.15	35,877.98	31,000.00	37,053.00	6,053.00	19.53%
Medical supplies, Oxygen, pharmacy charges - increase based on actual.						
Materials & Supplies	36,710.63	36,779.75	32,500.00	38,303.00	5,803.00	17.86%
Equipment & Maintenance						
660-510 Miscellaneous	9,346.37	12,240.26	8,428.00	8,428.00	0.00	.00%
Stretcher maint \$3,584, stretcher batteries \$700, and LP15 maint \$4,144						
660-511 Radios & Repairs	408.79	-914.64	1,750.00	1,750.00	0.00	.00%
Portable batteries, antennas and other radio/repeater maint.						
660-519 LH Tower Maintenance	0.00	0.00	1,000.00	1,000.00	0.00	.00%

FY20 Manager Proposed Budget

Expense

	2017 Actual	2018 Actual	2019 Budget	2020 Manager	Man Req vs" Curr Bud Change \$	Man Req vs Curr Bud Change %
Dept/Div: 60-60 Ambulance Service / Ambulance Service CONT'D						
Equipment & Maintenance	9,755.16	11,325.62	11,178.00	11,178.00	0.00	.00%
Buildings & Grounds Maint	880.08	975.11	500.00	500.00	0.00	.00%
670-537 Repairs/Maint.	15,500.00	10,000.00	10,000.00	10,000.00	0.00	.00%
670-541 Space Rental	16,380.08	10,975.11	10,500.00	10,500.00	0.00	.00%
Buildings & Grounds Maint						
Vehicles & Maintenance	16,468.77	24,444.33	8,250.00	9,425.00	1,175.00	14.24%
680-560 Repairs/Maint. Based on actual FY19	17,805.19	17,004.31	18,000.00	20,000.00	2,000.00	11.11%
680-561 Fuel	1,535.02	2,082.48	2,500.00	3,150.00	650.00	26.00%
680-562 Tires One set per vehicle \$1,050	35,808.98	43,531.12	28,750.00	32,575.00	3,825.00	13.30%
Vehicles & Maintenance						
Professional Services						
690-611 Medical Testing	758.20	483.60	750.00	750.00	0.00	.00%
690-616 Audit	1,720.00	1,720.00	1,720.00	1,720.00	0.00	.00%
690-618 Dispatching 18% split sith Fire (2%) and police (80%)	11,042.64	11,641.32	11,643.00	33,300.00	21,657.00	186.01%
690-637 Medical Billing Increase due to increased projected revenue.	44,962.05	48,409.82	40,000.00	44,000.00	4,000.00	10.00%
690-645 Collection Fee Fee from collection agency	0.00	0.00	0.00	5,000.00	5,000.00	100.00%
Professional Services	58,482.89	62,254.74	54,113.00	84,770.00	30,657.00	56.65%
Special Projects						
710-710 Special Projects	0.00	0.00	0.00	9,000.00	9,000.00	100.00%
Special Projects	0.00	0.00	0.00	9,000.00	9,000.00	100.00%

FY20 Manager Proposed Budget

Expense

	2017 Actual	2018 Actual	2019 Budget	2020 Manager	Man Req vs" Curr Bud Change \$	Man Req vs Curr Bud Change %
Dept/Div: 60-60 Ambulance Service / Ambulance Service CONTD						
Debt						
810-810 Principal	0.00	0.00	78,108.00	58,746.00	-19,362.00	-24.79%
810-811 Interest	6,386.84	6,577.19	0.00	0.00	0.00	.00%
Debt	6,386.84	6,577.19	78,108.00	58,746.00	-19,362.00	-24.79%
Depreciation						
830-830 Depreciation	95,194.57	65,445.27	0.00	0.00	0.00	.00%
Depreciation	95,194.57	65,445.27	0.00	0.00	0.00	.00%
Other						
910-955 Property & Casualty Insur	3,809.00	4,000.00	6,000.00	6,000.00	0.00	.00%
Other	3,809.00	4,000.00	6,000.00	6,000.00	0.00	.00%
Ambulance Service	1,124,996.38	1,197,875.70	1,245,982.00	1,332,493.00	86,511.00	6.94%
Ambulance Service	1,124,996.38	1,197,875.70	1,245,982.00	1,332,493.00	86,511.00	6.94%
Expense Totals:	1,124,996.38	1,197,875.70	1,245,982.00	1,332,493.00	86,511.00	6.94%

FY20 Manager Proposed Budget

Revenue

Dept/Div: 60-60 Ambulance Service / Ambulance Service	2017	2018	2019	2020	Man Req vs"	Man Req vs
	Actual	Actual	Budget	Manager	Curr Bud	Change %
4590 Billings/Writeoffs	1,198,588.08	1,167,806.58	1,000,000.00	1,100,000.00	100,000.00	10.00%
4591 Service Agreements	77,477.00	114,487.22	245,982.00	232,493.00	-13,489.00	-5.48%
Ambulance Service	1,276,065.08	1,282,293.80	1,245,982.00	1,332,493.00	86,511.00	6.94%
Ambulance Service	1,276,065.08	1,282,293.80	1,245,982.00	1,332,493.00	86,511.00	6.94%
Revenue Totals:	1,276,065.08	1,282,293.80	1,245,982.00	1,332,493.00	86,511.00	6.94%

FY20 Manager Proposed Budget

Expense

Dept/Div:	2017 Actual	2018 Actual	2019 Budget	2020 Manager	Man Req vs" Curr Bud Change \$	Man Req vs Curr Bud Change %
WasteWater / WasteWater						
Wages						
510-110 Salary	83,127.96	85,297.92	91,050.00	92,089.00	1,039.00	1.14%
510-111 Regular	161,619.62	182,691.64	189,075.00	197,460.00	8,385.00	4.43%
510-130 Overtime	23,558.88	33,337.36	21,000.00	25,750.00	4,750.00	22.62%
Wages	268,306.46	301,326.92	301,125.00	315,299.00	14,174.00	4.71%
Benefits						
520-210 Health Insurance	45,047.06	41,875.04	57,729.00	55,724.00	-2,005.00	-3.47%
520-220 Retirement	23,894.16	27,202.68	30,063.00	31,489.00	1,426.00	4.74%
520-230 FICA/Medicare	5,062.05	4,110.09	4,627.00	4,834.00	207.00	4.47%
520-235 Life Insurance	39.00	112.64	126.00	137.00	11.00	8.73%
520-250 Workers' Comp	9,372.07	10,642.16	11,531.00	21,425.00	9,894.00	85.80%
520-270 Clothing	2,495.19	3,103.58	3,850.00	4,500.00	650.00	16.88%
Benefits	85,909.53	87,046.19	107,926.00	118,109.00	10,183.00	9.44%
Travel & Training						
610-313 Transportation	273.35	185.01	600.00	600.00	0.00	.00%
610-314 Registration/Fees	2,213.50	3,532.33	2,880.00	2,880.00	0.00	.00%
Travel & Training	2,486.85	3,717.34	3,480.00	3,480.00	0.00	.00%
Dues & Subscriptions						
620-320 Membership Dues	350.00	425.00	425.00	425.00	0.00	.00%
Dues & Subscriptions	350.00	425.00	425.00	425.00	0.00	.00%
Advertising & Outreach						
630-330 Advertising	217.10	206.88	875.00	250.00	-625.00	-71.43%
Advertising & Outreach	217.10	206.88	875.00	250.00	-625.00	-71.43%
Computers & Devices						
640-411 Software	1,312.73	1,960.12	5,950.00	5,950.00	0.00	.00%
640-413 Cell Phones	843.57	1,396.86	900.00	900.00	0.00	.00%

FY20 Manager Proposed Budget

Expense

Dept/Div:	2017 Actual	2018 Actual	2019 Budget	2020 Manager	Man Req vs" Curr Bud Change \$	Man Req vs Curr Bud Change %
640-414 WasteWater / WasteWater CONT'D						
640-414 VOIP/Internet	6,205.28	6,624.73	6,600.00	6,600.00	0.00	.00%
640-415 Tech Reimbursement	12,686.00	9,950.00	9,950.00	9,950.00	0.00	.00%
Computers & Devices	21,047.58	19,931.71	23,400.00	23,400.00	0.00	.00%
Materials & Supplies						
650-430 Miscellaneous	2,724.93	5,268.03	3,500.00	3,500.00	0.00	.00%
650-431 Office Supplies	459.97	632.61	1,300.00	1,200.00	-100.00	-7.69%
650-432 Postage	3,941.04	7,939.87	8,000.00	8,250.00	250.00	3.12%
650-442 Cleaning Supplies	921.86	932.36	2,000.00	1,750.00	-250.00	-12.50%
650-444 Chemicals	23,195.91	24,449.60	18,900.00	24,500.00	5,600.00	29.63%
650-455 Billing Supplies	3,027.21	660.00	3,500.00	3,500.00	0.00	.00%
650-457 Safety Supplies	12,552.98	5,431.48	5,000.00	6,000.00	1,000.00	20.00%
650-463 Lube Oils	7,206.20	2,760.61	6,000.00	4,500.00	-1,500.00	-25.00%
650-464 Lab Supplies	4,580.20	4,938.92	5,000.00	6,000.00	1,000.00	20.00%
Equipment & Maintenance						
660-510 Miscellaneous	58,610.30	53,013.48	53,200.00	59,200.00	6,000.00	11.28%
660-514 Small Power Tools	88,025.07	85,865.70	65,000.00	78,000.00	13,000.00	20.00%
660-519 LH Tower Maintenance	3,002.64	4,455.91	4,000.00	4,000.00	0.00	.00%
Equipment & Maintenance						
670-530 Heating Oil	0.00	0.00	2,000.00	2,000.00	0.00	.00%
670-533 Propane	91,027.71	90,321.61	71,000.00	84,000.00	13,000.00	18.31%
670-534 Electricity	28,527.74	38,292.03	13,000.00	43,574.00	30,574.00	235.18%
670-535 Water	1,854.25	1,824.59	2,600.00	2,000.00	-600.00	-23.08%
670-537 Repairs/Maint.	158,734.24	143,782.46	173,153.00	143,800.00	-29,353.00	-16.95%
670-538 Roof Repairs	2,289.42	3,141.37	3,800.00	3,800.00	0.00	.00%
	18,422.54	9,243.92	6,000.00	9,200.00	3,200.00	53.33%
	3,004.55	522.99	0.00	4,000.00	4,000.00	100.00%

FY20 Manager Proposed Budget

Expense

Dept/Div:	2017 Actual	2018 Actual	2019 Budget	2020 Manager	Man Req vs" Curr Bud Change \$	Man Req vs Curr Bud Change %
WasteWater / WasteWater CONT'D						
Buildings & Grounds Maint	212,832.74	196,807.36	198,553.00	206,374.00	7,821.00	3.94%
Vehicles & Maintenance						
680-560 Repairs/Maint.	2,345.43	1,827.57	1,500.00	2,500.00	1,000.00	66.67%
680-561 Fuel	4,917.32	4,351.09	3,500.00	5,000.00	1,500.00	42.86%
Vehicles & Maintenance	7,262.75	6,178.66	5,000.00	7,500.00	2,500.00	50.00%
Professional Services						
690-610 Other Contractual	8,764.62	18,466.65	10,000.00	13,000.00	3,000.00	30.00%
690-611 Medical Testing	759.00	408.00	2,000.00	500.00	-1,500.00	-75.00%
690-612 Legal	25.00	10,481.55	2,500.00	1,000.00	-1,500.00	-60.00%
690-616 Audit	2,795.00	2,795.00	2,795.00	2,795.00	0.00	.00%
690-619 Filing Fees	8,505.86	10,854.40	10,000.00	8,000.00	-2,000.00	-20.00%
690-629 Copier Maintenance	0.00	2,325.00	0.00	0.00	0.00	.00%
690-643 Electrical	8,377.41	3,294.39	4,400.00	4,400.00	0.00	.00%
690-644 Sludge Disposal	74,646.19	71,533.82	76,000.00	76,000.00	0.00	.00%
Professional Services	103,873.08	120,158.81	107,695.00	105,695.00	-2,000.00	-1.86%
Special Projects						
710-715 Discount Program	0.00	0.00	10,000.00	0.00	-10,000.00	-100.00%
Special Projects	0.00	0.00	10,000.00	0.00	-10,000.00	-100.00%
Debt						
810-810 Principal	-139.53	139.53	451,167.00	408,788.00	-42,379.00	-9.39%
810-811 Interest	74,163.28	92,914.12	0.00	0.00	0.00	.00%
Debt	74,023.75	93,053.65	451,167.00	408,788.00	-42,379.00	-9.39%
Capital Reserve						
820-821 CR-Gardiner Only	0.00	0.00	85,500.00	85,500.00	0.00	.00%
820-822 CR-All Towns	0.00	0.00	0.00	40,000.00	40,000.00	100.00%

FY20 Manager Proposed Budget

Expense

Dept/Div:	2017 Actual	2018 Actual	2019 Budget	2020 Manager	Man Req vs"		Man Req vs Curr Bud Change %
					Curr Bud	Change \$	
65-60 WasteWater / WasteWater CONT'D							
Capital Reserve	0.00	0.00	85,500.00	125,500.00	40,000.00		46.78%
Depreciation							
830-830 Depreciation	568,322.34	625,747.40	0.00	0.00	0.00		.00%
Depreciation	568,322.34	625,747.40	0.00	0.00	0.00		.00%
Other							
910-955 Property & Casualty Insur	32,775.23	32,419.07	36,000.00	36,000.00	0.00		.00%
910-980 Food	62.78	59.36	200.00	242.00	42.00		21.00%
910-990 Other Expense	232.90	0.00	0.00	0.00	0.00		.00%
Other	33,070.91	32,478.43	36,200.00	36,242.00	42.00		.12%
WasteWater	1,527,341.10	1,630,413.44	1,455,546.00	1,494,262.00	38,716.00		2.66%

FY20 Manager Proposed Budget

Expense

Dept/Div:	2017 Actual	2018 Actual	2019 Budget	2020 Manager	Man Req vs" Curr Bud Change \$	Man Req vs Curr Bud Change %
Dept/Div: 65-65 WasteWater / Public Works						
Wages						
510-111 Regular	99,160.00	106,797.00	118,557.00	116,809.00	-1,748.00	-1.47%
510-130 Overtime	1,859.53	853.02	3,000.00	3,090.00	90.00	3.00%
Wages	101,019.53	107,650.02	121,557.00	119,899.00	-1,658.00	-1.36%
Benefits						
520-230 FICA/Medicare	16.37	13.23	0.00	0.00	0.00	.00%
Benefits	16.37	13.23	0.00	0.00	0.00	.00%
Materials & Supplies						
650-430 Miscellaneous	10,570.55	23,894.08	25,000.00	25,000.00	0.00	.00%
Materials & Supplies	10,570.55	23,894.08	25,000.00	25,000.00	0.00	.00%
Professional Services						
690-639 PW Collection System & Ma	26,311.13	49,450.44	55,000.00	55,000.00	0.00	.00%
Professional Services	26,311.13	49,450.44	55,000.00	55,000.00	0.00	.00%
Public Works	137,917.58	181,007.77	201,557.00	199,899.00	-1,658.00	-.82%
WasteWater	1,665,258.68	1,811,421.21	1,657,103.00	1,694,161.00	37,058.00	2.24%
Expense Totals:	1,665,258.68	1,811,421.21	1,657,103.00	1,694,161.00	37,058.00	2.24%

FY20 Manager Proposed Budget

Revenue

Dept/Div:	2017 Actual	2018 Actual	2019 Budget	2020 Manager	Man Req vs" Curr Bud Change \$	Man Req vs Curr Bud Change %
4030 WasteWater / WasteWater						
4030 Penalties & Interest	21,629.04	27,228.68	20,000.00	25,000.00	5,000.00	25.00%
4430 Sale of Property	5,588.03	0.00	0.00	0.00	0.00	.00%
4595 WasteWater Fees	1,501,457.08	1,561,144.36	1,460,272.00	1,583,661.00	123,389.00	8.45%
Gardiner/\$1,216,686 (added 4%) - Farmingdale/\$198,279						
4650 Federal-Cobossee	31,895.77	0.00	0.00	0.00	0.00	.00%
4660 Federal-CSO	1,541,548.97	85,977.63	0.00	0.00	0.00	.00%
4670 Use of Fund Balance	0.00	0.00	91,331.00	0.00	-91,331.00	-100.00%
4680 Use of Fund Balance	0.00	0.00	85,500.00	85,500.00	0.00	.00%
WasteWater	3,102,118.89	1,674,350.67	1,657,103.00	1,694,161.00	37,058.00	2.24%
WasteWater	3,102,118.89	1,674,350.67	1,657,103.00	1,694,161.00	37,058.00	2.24%
Revenue Totals:	3,102,118.89	1,674,350.67	1,657,103.00	1,694,161.00	37,058.00	2.24%



RESOLUTION 2019-06-19-001

A Resolution Establishing FY20 Appropriations and Directing the Levy of Taxes for City Services.

BE IT RESOLVED BY THE CITY COUNCIL OF THE CITY OF GARDINER, MAINE ESTABLISHES APPROPRIATIONS FOR THE GENERAL FUND.

That **\$6,025,801** be appropriated for the support of departments of the City of Gardiner, for the bonded indebtedness of the City, and for all other municipal assessments levied upon the debts incurred by the City are hereby appropriated for the fiscal year beginning July 1, 2019 and ending June 30, 2020.

First Reading: June 5, 2019

Posted: May 15, 2019

Advertised: May 15, 2019

Second Reading: June 19, 2019

Adopted: June 19, 2019

Effective Date: July 1, 2019

ATTEST: _____
Christine M. Landes, City Manager