

CITY OF GARDINER

The Gardiner Historic Preservation Commission works to promote and preserve the unique historic and architectural heritage of the designated Water Street preservation district.

CERTIFICATE OF APPROPRIATENESS APPLICATION/NOTIFICATION FORM

APPLICANT'S NAME: 3 Pillar Property - 1. PHONE#: 242-9216
MAILING ADDRESS: 104 Water St. Holliston, MA 04347 MAP/LOT: 37/129¹²⁵
PROPERTY LOCATION: _____ ZONING DISTRICT: CB/HIT/FI
PROPERTY OWNER'S NAME: Tessa Bray PHONE#: 242-9216
MAILING ADDRESS: 104 Water St. Holliston, MA 04347
NATURE OF REQUEST: Install 3 4/4" Units Two Front
3 Row

FOR CODE ENFORCEMENT USE ONLY

DATE REVIEWED BY CEO/PLANNING STAFF: 3-22-19

A Certificate of Appropriateness is required by the Gardiner Land Use Ordinance, Section 12.6 involving exterior changes:

- Alterations New Construction Demolition Relocation Additions Other *

**(Similar activity associated with any exterior architectural feature for a building, site, sign, monument or structure)*

The Secretary of the Interior's Standards for the Treatment of Historic Properties with Guidelines for:

- Preserving Rehabilitating Restoring Reconstructing

Does the proposed use require a Zoning Variance or a Site Plan Review Permit? N/A. If so, what for?

Was the variance requested/granted? N/A If so, the date granted _____.

The next Historic Preservation Commission Meeting is: April 16, 2019.

Signed: Barbara Skelton
Barbara Skelton, Code Enforcement Officer

To apply to the historic preservation commission for a certificate of appropriateness, please sign below and submit this completed application, to include a scaled drawing of the proposed activity, materials description/list, photographs current and historic of building/area and other applicable materials along with an additional 9 copies and the \$50.00 fee, at least 21 days prior to the scheduled meeting date to the code enforcement office.

The undersigned hereby applies for a Certificate of Appropriateness for the work described above. I have received the Certificate of Appropriateness Application and will attend the Historic Preservation Commission meeting listed above.


Owner's Signature _____
Applicant Signature: _____



Apt. 3 Heater Vent



Apt. 1 Heater Vent

**Photo-Realistic Rendering
Water Street Entrance
247 Water St. Gardiner, Maine**



**Photo-Realistic Rendering
Arcade Parking Lot Entrance
247 Water St. Gardiner, Maine**

Three Pillar Properties LLC/ Terry Berry/ 243 Water St (037-125)



Color Chrome N/a Beige Chrome

Product description

Product Description

When installing a Rinnai Direct Vent Wall Furnace the flue gases must be vented to the outdoors. Use this flue manifold kit when venting your Rinnai Direct Vent Wall Furnace through an exterior wall that is 4-1/2--1/2-Inch thick. This kit is included with Rinnai Direct Vent Wall Furnaces, and does not need to be purchased unless a replacement flue manifold kit is needed.

From the Manufacturer

When installing a Rinnai Direct Vent Wall Furnace the flue gases must be vented to the outdoors. Use this flue manifold kit when venting your Rinnai Direct Vent Wall Furnace through an exterior wall that is 4-1/2--1/2-Inch thick. This kit is included with Rinnai Direct Vent Wall Furnaces, and does not need to be purchased unless a replacement flue manifold kit is needed.

Product information

Technical Details

Part Number	FOT151
Item Weight	1.2 pounds
Product Dimensions	12 x 4 x 4 inches
California residents	Click here for Proposition 65 warning
Item model number	FOT151
Size	Small
Color	Chrome
Item Package Quantity	1
Certification	certified frustration-free
Batteries Included?	No
Batteries Required?	No

Additional Information

ASIN	B0082LSD1W
Customer Reviews	3 customer reviews 5.0 out of 5 stars
Best Sellers Rank	#526,376 in Tools & Home Improvement (See top 100) #488 in Water Heater Replacement Parts #56,936 in Parts & Accessories
Shipping Weight	1.2 pounds (View shipping rates and policies)
Domestic Shipping	Item can be shipped within U.S.
International Shipping	This item can be shipped to select countries outside of the U.S. Learn More
Date First Available	September 13, 2010

Warranty & Support

Manufacturer's warranty can be requested from customer service. Click here to make a request to customer service.

Feedback

If you are a seller for this product, would you like to suggest updates through seller support?
Would you like to tell us about a lower price?

Related Video Shorts (0) Upload your video



Be the first video

Your name here